



Swiss College  
of Surgeons

MAIN-PROGRAMME

# SCS – SWISS COLLEGE OF SURGEONS ANNUAL MEETING 2026

## THE SURGICAL COLLECTIVE: JOINING FORCES FOR PROGRESS

10 – 12 JUNE 2026 | KKL LUZERN

### CREDITS:

- SGC/SSC\*
- SGG/SSCV\*
- SGT/SSCT\*
- SGH/SSCM\*
- SGKC/SSCP\*
- SGVC/SSCV\*
- SWISS PLASTIC SURGERY\*
- SWISS UROLOGY\*
- SGNOR/SSMUS\*
- SGPMR/SSMPR\*
- SWISS ORTHOPAEDICS\*

\* credits requested

[WWW.SCS-CONGRESS.CH](http://WWW.SCS-CONGRESS.CH)

Base Organisations

Guest Society



SWISS  
PLASTIC  
SURGERY

SWISS  
UROLOGY

## KEY FACTS



# 1'500+

SURGEONS ATTENDING THE ANNUAL MEETING



# 3

CAPTIVATING DAYS - ONE COURSE DAY AND TWO CONGRESS DAYS



# 200+

SPEAKERS AND LEADING EXPERTS IN THE VARIOUS FIELDS OF SURGERY



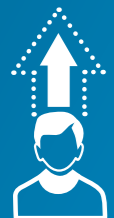
# 26

COURSES OFFERED DURING THE CONGRESS



# 8

ORGANISATIONS ARE TAKING PART IN THE ANNUAL MEETING



# 1

CHANCE FOR A UNIQUE EXPERIENCE TO BOOST YOUR CAREER

## INTRODUCTION

**WELCOME TO THE SCS –  
SWISS COLLEGE OF SURGEONS ANNUAL MEETING 2026**  
10 – 12 JUNE, 2026 | KKL LUZERN

### **THE SURGICAL COLLECTIVE: JOINING FORCES FOR PROGRESS**

**The Annual Meeting of the Swiss College of Surgeons – SCS ANNUAL MEETING 2026 – will take place from 10 – 12 June 2026 at the KKL Luzern, in collaboration with the seven base organisations and the guest society. The congress once again includes a course day (Wednesday, 10 June 2026) followed by two congress days (Thursday, 11 June 2026, and Friday, 12 June 2026).**

With this year's theme, **«The Surgical Collective: Joining Forces for Progress»**, the congress highlights the importance of cooperation, shared responsibility, and interdisciplinary dialogue. In an increasingly interconnected medical landscape, teamwork, a shared formulation of goals, and the active exchange of ideas are essential for a sustainable development of the field of surgery.

We are thrilled to announce that the **Swiss Society of Urology (SWISS UROLOGY)** will be joining the SCS Annual Meeting 2026 as a guest society. We warmly welcome our colleagues from the field of urology and look forward to valuable scientific contributions.

Get inspired to build strong surgical collectives and push innovative approaches forward – all with the aim of continuously improving patient care.

This website provides key information on the scientific programme, courses, and congress content, as well as regular updates on important dates and organisational details. Register now for the SCS Annual Meeting 2026 – registration is open!

We look forward to welcoming you to Luzern from 10 – 12 June 2026.



**Prof. Dr. med.  
Stefan Holland-Cunz**

President Congress  
President SCS



**Prof. Dr. med.  
Markus K. Müller**

Co-President Congress  
President SGG/SSCV

**SCIENTIFIC PROGRAMME**  
WEDNESDAY, 10 JUNE 2026

Room	Auditorium	Terrassensaal	Saal Deuxième	Clubraum 3 & 4	Clubraum 5 & 6	
From 08:30	Registration & Exhibition Opening					
09:30	Proctology Workshop	Minimally Invasive Thoracic Surgery	DavosCourse at SCS – Cholecystectomy I	Robotics in Surgery I	Complication Management in General, Visceral and Vascular Surgery I	
09:45						
10:00						
10:15						
10:30						
10:45						
11:00						
11:15						
11:30						
11:45						
12:00			DavosCourse at SCS – Anastomosis I			
12:15						
12:30						
12:45						
13:00	Lunch			Lunch		
13:15						
13:30						
13:45						
14:00	Practical Hernia Surgery: Techniques, Tips, and Complication Management	Minimally Invasive Thoracic Surgery	DavosCourse at SCS – Anastomosis II	Robotics in Surgery II	Complication Management in General, Visceral and Vascular Surgery II	
14:15						
14:30						
14:45						
15:00						
15:15						
15:30						
15:45						
16:00						
16:15						
16:30			DavosCourse at SCS – Cholecystectomy II			
16:45						
17:00						
17:15						
17:30	Welcome Reception					
17:45						
18:00						
18:15						
18:30						
18:45						
19:00	You Are the Champion!					
19:15						
19:30						
19:45						
20:00						

**SCIENTIFIC PROGRAMME**  
WEDNESDAY, 10 JUNE 2026

Room	Clubraum 7 & 8	Probesaal 1	Probesaal 2 & 3	Business- & Medienraum 1	Radisson: Meetingraum 1	Business- & Medienraum 3	Room		
From 08:30	Registration & Exhibition Opening						From 08:30		
09:30	eFAST Ultrasound I	Arthroscopy and Laparoscopy I	The Role of IVUS in Peripheral Arterial Disease		Own Your EPAs I (German)				
09:45									
10:00									
10:15									
10:30									
10:45									
11:00									
11:15									
11:30									
11:45									
12:00	eFAST Ultrasound II		Basic Suturing Techniques						
12:15									
12:30									
12:45									
13:00	Lunch								
13:15									
13:30									
13:45									
14:00	Mastering TFNA	Arthroscopy and Laparoscopy II	Laparoscopy in Small Volumes	Clinical Research Course	Own Your EPAs II (French)				
14:15									
14:30									
14:45									
15:00									
15:15									
15:30									
15:45									
16:00									
16:15									
16:30									
16:45									
17:00									
17:15									
17:30	Welcome Reception					SGT – Board Meeting			
17:45									
18:00									
18:15									
18:30									
18:45									
19:00	You Are the Champion!								
19:15									
19:30									
19:45									
20:00									

**SCIENTIFIC PROGRAMME**  
THURSDAY, 11 JUNE 2026

Room	Konzertsaal	Auditorium	Terrassensaal	Saal Deuxième	Clubraum 3 & 4
06:30 - 07:15	SCS Morning Run				
From 08:00	Registration & Exhibition Opening				
08:30 - 09:45	Ten Hot Topics in 6 Minutes	Joining Forces – Colorectal Emergencies	Clinical Research: Thoracic Oncology – Transplant – Functional Thoracic Surgery	Joining Forces within Pediatric Surgery: From Head to Toe	HPB I
10:00 - 10:15	Coffee Break				
10:30 - 11:45	Joining Forces – What Can We Learn From Others	Robotics – What We Need and Where We Are?	Joining Forces with Technology	Prix NaCHwuchs	OR TEAM: Joining Forces Every Day! – Zusammenarbeit im Operationssaal stärken
12:00 - 13:15	Lunch			Lunch	
13:30 - 14:45	Modern Leadership in Surgery		Experimental Research – Oncology – Transplant – Other		
15:00 - 15:15	Coffee Break		Coffee Break		
15:30 - 16:45	Meet the Expert – All About Career, Training in a Swiss Hospital	EPAs	Joining Forces for Education and Training – Building the Next Generation		OR TEAM: Joining Forces Every Day!
17:00 - 17:45					
19:00 - 19:15	Surgeons' Night @ Astoria Penthouse				

**SCIENTIFIC PROGRAMME**  
THURSDAY, 11 JUNE 2026

Room	Clubraum 5 & 6	Clubraum 7	Clubraum 8	Probesaal 1	Probesaal 2 & 3	Business- & Medienraum 1	Room
06:30 - 07:15	SCS Morning Run						06:30 - 07:15
From 08:00	Registration & Exhibition Opening						From 08:00
08:30 - 09:45	Young Vascular Medicine	Blunt & Penetration Thoracic and Abdominal Trauma	ARS – Free Communication	From Cutting to Connecting: Sharing, Learning, Progressing	Joining Forces – Treatment of Colorectal Liver Metastases – What's the Best Approach/Treatment?		08:30 - 09:45
10:00 - 10:15	Coffee Break						10:00 - 10:15
10:30 - 11:45	Joining Forces in Vascular Surgery	Geriatric Fractures of the Proximal Humerus	AI, CAR T Cells and Omics in the OR: Will the Surgeons Still Be There?	From Barriers to Bridges: Rethinking Surgical Perspectives	Rescue Surgery in Acute Care: When and How to Intervene		10:30 - 11:45
12:00 - 13:15	Lunch			SGKC Working Group Neurosurgery	ForKids Working Group		12:00 - 13:15
13:30 - 14:45			HPB II		Colon		13:30 - 14:45
15:00 - 15:15	Coffee Break						15:00 - 15:15
15:30 - 16:45	Challenging Cases: Case Based Discussion	STS – Free Communication 1	Hernia	One World, One Scalpel: Rethinking Surgery Beyond Borders	Bridging the Gap. Do We Still Need to Teach Robotic Natives in Laparoscopy?	SGKC – General Assembly	15:30 - 16:45
17:00 - 17:45							17:00 - 17:45
19:00 - 19:15	Surgeons' Night @ Astoria Penthouse						19:00 - 19:15

**SCIENTIFIC PROGRAMME**  
FRIDAY, 12 JUNE 2026

Room	Auditorium	Terrassensaal	Saal Deuxième	Clubraum 3 & 4
From 07:30	Registration & Exhibition Opening			
08:00	Hernia Advanced – the Next Level	Joining Forces – Taking Care of the Critically Ill Surgical Patient: Quick answers in 6 minutes	Pediatric Urology	Free Communication 1
08:15				
08:30				
08:45				
09:00	Coffee Break			
09:15	Respect Is What It's All About	Joining Forces – My Worst Case: Teamwork for Progress	Joining Forces – Successful Transition From Pediatric to Adult Urology as a Key to Quality of Life and Continuous Care	New Insights on Indication-Making in Carotid Artery Disease
09:30				
09:45				
10:00				
10:15	Lunch			
10:30	BJS Session	What Is New in ATLS 11 <sup>th</sup> Edition	Pediatric Plastic Surgery	Free Communication 2
10:45				
11:00				
11:15				
11:30	Coffee Break			
11:35	How to Interact and Negotiate With Hierarchy?	Joining Forces – Teamwork in HPB Surgery	Pediatric Visceral Surgery	Free Communication 3
11:45				
12:00				
12:15				
12:30	Registration & Exhibition Opening			

**SCIENTIFIC PROGRAMME**  
FRIDAY, 12 JUNE 2026

Room	Clubraum 5 & 6	Clubraum 7 & 8	Probesaal 1	Probesaal 2 & 3	Room
From 07:30	Registration & Exhibition Opening				
08:00	Main Session AGEC	Upper GI	Rectum & Proctology	Bariatrics	08:00
08:15					08:15
08:30					08:30
08:45					08:45
09:00	Coffee Break				
09:15	Personalized Treatment of Peritoneal Surface Malignancies	How I Do It	SGKC Committee Visceral Surgery	Transplantation & Pancreas	09:15
09:30					09:30
09:45					09:45
10:00					10:00
10:15	Lunch				
10:30	Gastric Cancer Surgery: Towards Limited Resections?	Excellence Through Collaboration Case-Based Interdisciplinary Discussion	Who Dictates Your OR Schedule Today?	Acute Care Surgery	10:30
10:45					10:45
11:00					11:00
11:15					11:15
11:30	Coffee Break				
11:35	Joining Forces – Current Treatment of Rectal Cancer	Video: How I Do It?	Education & Training	Radiation Protection in Surgery	11:35
11:45					11:45
12:00					12:00
12:15					12:15
12:30	Registration & Exhibition Opening				



Wir danken allen Ärztinnen und Ärzten, die Tag für Tag zur Wiedereingliederung von Verunfallten beitragen.



Unser Dank gilt den kompetenten Ärztinnen und Ärzten und dem engagierten Pflegepersonal, aber auch den Arbeitgebern und den Betroffenen selber. Denn ihnen allen ist es zu verdanken, dass immer mehr Menschen nach einem Unfall wieder in ihr gewohntes Leben zurückkehren können. Nähere Informationen über das Case Management der Suva unter [www.suva.ch/unfall](http://www.suva.ch/unfall).

**suva**

**COURSE DAY**  
WEDNESDAY, 10 JUNE 2026

The Swiss College of Surgeons, its base organisations, and sponsors, are pleased to offer various courses for young surgeons. Please register for the courses as soon as possible. The number of places is limited.

The following courses are offered:

**09:30 – 13:00 Proctology Workshop**

**Auditorium** Moderator: Frédéric Ris, Genève



This course is targeted to give an overview of different proctology techniques. This year we will focus on haemorrhoidal disease, as it is a very frequent pathology and deserves a full session on it. From pathophysiology to treatment with a lot of video demonstrations and a debate at the end of the workshop. We will have case presentations and if the participants want, they can present their cases for discussion.

09:30 – 09:40

**Welcome Address**  
Frédéric Ris, Genève

09:40 – 10:00

**Pathophysiology, Risk Factors and Classification**  
Céline Duvoisin, Bussigny

10:00 – 10:15

**Rubber Band Ligation and Conservative Treatment**  
Céline Duvoisin, Bussigny

10:15 – 10:30

**Milligan Morgan**  
Emilie Liot, Genève

10:30 – 10:45

**Ferguson**  
Ida Füglistaler, Rheinfelden

10:45 – 11:00

**Hals**  
Emilie Liot, Genève

11:30 – 11:45

**PPH**  
Ida Füglistaler, Rheinfelden

11:45 – 12:00

**Laser**  
Ionel Horia Roman, Montreux

12:00 – 12:15

**Radiofrequency**  
Ionel Horia Roman, Montreux

12:15 – 12:30

**Complications of Hemorrhoidectomy**  
Céline Duvoisin, Bussigny

12:30 – 12:55

**Case Presentation and Discussion**  
Céline Duvoisin, Bussigny;  
Ionel Horia Roman, Montreux;  
Ida Füglistaler, Rheinfelden;  
Emilie Liot, Genève

12:55 – 13:00

**Summary and Closing Remarks**

**Price: CHF 70.–**

**Register now!**

**09:30 – 17:30 Minimally Invasive Thoracic Surgery**

**Terrassensaal** Tutor: Markus Furrer, Chur



This VATS course combines a morning simulator session with an afternoon hands-on wet lab using perfused animal lungs, focusing on minimally invasive approaches for lobectomies and segmentectomies. Participants will progress from essential pre-surgery preparation to executing complex procedures in a safe, controlled environment that blends simulation with real-world practice. Designed for small groups with near one-to-one coaching, the course offers an unparalleled opportunity to refine skills under expert guidance. In contrast to the high-pressure clinical setting where urgency dominates, this programme provides the time and space to deeply engage with each step of the procedure, ensuring confidence and precision without compromise.

**Medtronic**

**Price: CHF 200.–**

**09:30 – 11:00 DavosCourse at SCS – Cholecystectomy I**

**Saal Deuxième** Tutors: Christian Hamel, Lörrach DE; Daniel Frey, Baden



This course covers the principles of electrocautery for haemostasis on liver tissue and for using the cautery device to perform a cholecystectomy.

The handling and dangers of electrocautery as well as tips and tricks for cholecystectomy are highlighted.

After a theoretical part on cautery, all participants will perform a cholecystectomy under the supervision of experienced instructors on a pig liver. In small groups of two participants, this course aims for optimal exposure to train cholecystectomy.

**erbe** **Medtronic**  
power your performance.

**Price: CHF 160.–**

**09:30 – 13:00 Robotics in Surgery I**

**Clubraum 3 & 4**



We provide a basic course in robotic surgery for surgeons who are new to the field. Participants will learn essential skills on robotic simulators, with the training adapted to each trainee's level. During the course, participants will practise gaining familiarity with: camera control and depth perception, instrument movements and dissection, needle handling, knot tying and anastomosis.

**FULLY BOOKED**

**Price: CHF 120.–**

**Register now!**

**09:30 – 13:00 Complication Management in General, Visceral and Vascular Surgery I**

**Clubraum 5 & 6**

In this workshop, you will practice dissection, suturing, and anastomosis techniques on perfused animal organs, and learn to understand when and how to correctly use specific haemostatic agents or sealants to improve patient outcomes. For every patient and each challenging situation, there is an appropriate product. In addition, a deeper understanding of the mechanisms of action and components of available intraoperative biomaterials can support your daily surgical routine and standardized communication.

**Johnson&Johnson  
MedTech**

**Price: CHF 100.–**

**09:30 – 11:00 eFAST Ultrasound I**

**Clubraum 7 & 8**

Tutors: Claudio Canal, Zürich; Henrik Teuber, Zürich; Franziska Ziegenhain, Winterthur; Maria Studer, Bern



Ultrasound is important in the evaluation of severely injured patients. In this workshop, participants will learn how to perform the eFAST (Focussed Assessment with Sonography in Trauma) under the supervision of experienced tutors. Participants without ultrasound knowledge are also welcome.

**polymed**  
medical-center

**ewimed**

**GE** GE HealthCare

**HESS**

**Price: CHF 120.–**

**09:30 – 13:00 Arthroscopy and Laparoscopy I**

**Probesaal 1**



This basic course will introduce you to laparoscopic and arthroscopic surgery training on mixed-reality simulators. While for both techniques eye-hand coordination and triangulation are the main manual skills, patient positioning and trocar positions can be trained as well.


Your skills will be tested at the beginning of the course, and you will see at the end how much you have progressed over the course.

Teams of 2 work on both the laparoscopic and the arthroscopy simulator and, thanks to the patient model and the real instrument, team training will enhance learning. Medical instructors for the specialty will guide you through the programmes.

**VIRTAMED**

**Price: CHF 120.–**

**Register now!**



Auch für  
Physiotherapie-  
praxen

## Personalsuche ohne Nebenwirkungen

Die Suche nach guten Mitarbeitenden kann nervenaufreibend sein. Gut, gibt's praxisstellen. Das Portal ist die erste Wahl für Arzt- und Physiotherapie-Praxen sowie Spitäler, die offene Stellen besetzen möchten. Denn die allermeisten Jobsuchenden schauen zuerst bei praxisstellen rein, weil es so einfach funktioniert.



Schnell finden statt lange suchen: [praxisstellen.ch](https://praxisstellen.ch)

**COURSE DAY**  
WEDNESDAY, 10 JUNE 2026

### 09:30 – 11:00 The Role of IVUS in Peripheral Arterial Disease

#### Probesaal 2 & 3



The use and benefits of IVUS have been widely reported and demonstrated in venous diseases and in cardiology. However, its use in arterial disease is gaining more and more attention, as studies have highlighted its benefit as complementary imaging to angiography. By better characterising the nature of the plaque, sizing the true diameter of the vessel and assessing the immediate result, it can highly improve the long-term outcomes of endovascular PAD interventions.

**Boston  
Scientific**

Price: CHF 100.–

### 09:30 – 13:00 Own Your EPAs I (German)

#### Business- & Medienraum 1



Train the Trainees is a 180-minute educational session for surgical trainees, designed to introduce the principles of competency-based postgraduate surgical training as implemented in the Surgical Core Curriculum (SCC) of the Swiss College of Surgeons. The course focuses on the clinical application of Entrustable Professional Activities (EPAs) as a structured framework for workplace-based assessment and as an alternative pathway to the basic surgical examination. Participants will gain an understanding of how EPAs support competency development, feedback, and progression within daily clinical practice. The session will be held in the morning in German and in the afternoon in French.

Price: CHF 200.–

### 11:30 – 13:15 DavosCourse at SCS – Anastomosis I

#### Saal Deuxième

Tutors: Christian Hamel, Lörrach DE; Daniel Frey, Baden



This course covers the principles of anastomotic techniques and is an extension of the Davos GI course. Participants will train different anastomotic techniques, such as linear and circular stapled anastomoses and hand-sewn anastomoses, including colon anastomosis (hand-sewn and stapled) and colorectal anastomosis.

After a theoretical part with video presentations, the practical part includes exercises of anastomosis on porcine intestines under the supervision of experienced instructors, allowing a realistic experience for anastomotic techniques. In small groups of two participants, this course aims for optimal exposition.

**Johnson&Johnson  
MedTech**

**Medtronic**

Price: CHF 150.–

**Register now!**

**11:30 – 13:00 eFAST Ultrasound II**

**Clubraum 7 & 8** Tutors: Maria Studer, Bern; Claudio Canal, Zürich; Henrik Teuber, Zürich; Franziska Ziegenhain, Winterthur



Ultrasound is important in the evaluation of severely injured patients. In this workshop, participants will learn how to perform the eFAST (Focussed Assessment with Sonography in Trauma) under the supervision of experienced tutors. Participants without ultrasound knowledge are also welcome.



**Price: CHF 120.–**

**11:30 – 13:00 Basic Suturing Techniques**

**Probesaal 2 & 3** In this practical course on wound management, students will be introduced to the essential fundamentals of asepsis, with an emphasis on infection prevention.



They will learn to master basic suturing techniques, including the simple stitch, to effectively close wounds and promote optimal healing. Additionally, students will be trained in the safe and effective administration of local anaesthesia to the skin, ensuring adequate pain relief for patients while minimising complications.

This course will provide students with the practical skills necessary to effectively manage wounds in various medical settings, while ensuring patient safety and well-being.



**Price: CHF 0.–**

[Register now!](#)

**14:00 – 17:30 Practical Hernia Surgery: Techniques, Tips, and Complication Management**

**Auditorium**



Discussion of daily hernia surgery practice, including techniques, tips and tricks, complications and emergency surgery. Experts will discuss cases with you, and you are invited to bring your own cases and ask questions.

14:00 – 14:15

**IPOM – Basic Tool or Old Fashion?**

15:15 – 15:30

**New Extraperitoneal Techniques – Still Experimental or Standard?**

14:15 – 14:30

**Short Stitch Technique – How Do We Get Better Closing the Abdominal Wall?**

16:00 – 16:30

**Three Cases to Discuss**

14:30 – 14:45

**Inguinal Hernia – Robotic vs. Conventional TAPP/TEP**

16:30 – 17:00

**Present Your Own Cases and Discuss**

14:45 – 15:00

**PUMP – A Step by Step Video**

17:00 – 17:30

**Diastasis Recti – Best Patient, Best Technique, Best Results?**

15:00 – 15:15

**Three Best Papers in 2025**



**Price: CHF 80.–**

**13:45 – 15:30 DavosCourse at SCS – Anastomosis II**

**Saal Deuxième**

Tutors: Christian A. Nebiker, Aarau ; Stephan Bischofberger, St. Gallen



This course covers the principles of anastomotic techniques and is an extension of the Davos GI course. Participants will train different anastomotic techniques, such as linear and circular stapled anastomoses and hand-sewn anastomoses, including colon anastomosis (hand-sewn and stapled) and colorectal anastomosis.

After a theoretical part with video presentations, the practical part includes exercises of anastomosis on porcine intestines under the supervision of experienced instructors, allowing a realistic experience for anastomotic techniques. In small groups of two participants, this course aims for optimal exposition.



**Price: CHF 150.–**

[Register now!](#)

**14:00 – 17:30 Robotics in Surgery II**

**Clubraum 3 & 4**



We provide a basic course in robotic surgery for surgeons who are new to the field. Participants will learn essential skills on robotic simulators, with the training adapted to each trainee's level. During the course, participants will practise gaining familiarity with: camera control and depth perception, instrument movements and dissection, needle handling, knot tying and anastomosis.

**FULLY BOOKED**

**Price: CHF 120.–**

**14:00 – 17:30 Complication Management in General, Visceral and Vascular Surgery II**

**Clubraum 5 & 6**



In this workshop, you will practice dissection, suturing, and anastomosis techniques on perfused animal organs, and learn to understand when and how to correctly use specific haemostatic agents or sealants to improve patient outcomes. For every patient and each challenging situation, there is an appropriate product. In addition, a deeper understanding of the mechanisms of action and components of available intraoperative biomaterials can support your daily surgical routine and standardised communication.

**Johnson & Johnson  
MedTech**

**Price: CHF 100.–**

[Register now!](#)

**14:00 – 17:30 Mastering TFNA  
From Design & Evidence to Augmentation & Surgical Application**

**Clubraum 7 & 8**



This course is designed for surgeons seeking to enhance their understanding of the TFN-ADVANCED™ Proximal Femoral Nailing System (TFNA). The programme includes a comprehensive theoretical session covering nail design, biomechanics, clinical evidence, differences among fixation options, augmentation techniques, and the key steps in the surgical procedure. Additionally, participants will benefit from a practical hands-on workshop where they can implant a TFNA on a sawbone, as well as an immersive virtual reality experience to further reinforce operative skills.

14:00 – 15:00

**TFNA 360: From Design and Evidence to Augmentation and Surgical Application**

Noe Ramelli, Zuchwil

16:00 – 16:45

**Dry Lab Workshop: Implantation of TFNA on a SawBone Model**

Noe Ramelli, Zuchwil

15:00 – 15:15

**Surgical Technique and Instrument Management**

Noe Ramelli, Zuchwil

16:45 – 17:30

**Virtual Reality: TFNA Procedure in a Virtual Reality Environment**

Noe Ramelli, Zuchwil

**Johnson & Johnson  
MedTech**

**Price: CHF 150.–**

**14:00 – 17:30 Arthroscopy and Laparoscopy II**

**Probesaal 1**



This basic course will introduce you to laparoscopic and arthroscopic surgery training on mixed-reality simulators. While for both techniques eye-hand coordination and triangulation are the main manual skills, patient positioning and trocar positions can be trained as well.

Your skills will be tested at the beginning of the course, and you will see at the end how much you have progressed over the course.

Teams of 2 work on both the laparoscopic and the arthroscopy simulator and, thanks to the patient model and the real instrument, team training will enhance learning. Medical instructors for the specialty will guide you through the programmes.

**VIRTAMED®**

**Price: CHF 120.–**

[Register now!](#)

**14:00 – 17:30 Laparoscopy in Small Volumes**

**Probesaal 2 & 3**



Chairpersons: Stefan Holland-Cunz, Basel; Enrico Brönnimann, Lausanne; Anthony de Buys Roessingh, Lausanne; Stephanie Gros, Basel

Tutors: Sabine Vasseur, Lausanne; Enrico Brönnimann, Lausanne; Oliver Sanchez, Lausanne

This course aims to offer participants the opportunity to practise laparoscopic knotting and suturing in a small (paediatric) working volume. Participants will have the opportunity to work on specific models using specially designed 3mm instruments.



**Price: CHF 100.–**

**14:00 – 17:30 Clinical Research Course**

**Business- & Medienraum 1**



Moderator: Pascal Probst, Frauenfeld

Clinical research is part of the work of a surgical trainee, and conducting a proper literature search is useful for everyone practising evidence-based surgery. The key elements of clinical research and the conduct of a systematic literature search are included in this SCS course.

14:00 – 14:40

**How to Formulate a Specific Research Question for a Literature Search, so Called PICO-Question**

Pascal Probst, Frauenfeld

16:00 – 16:40

**How to Critical Appraise an Article; Which Tools Exist to Assess Bias in Different Study Designs**

Pascal Probst, Frauenfeld

14:40 – 15:20

**Which Databases Exist in General for Literature Search and Which Ones Are Specific to Surgical Questions**

Pascal Probst, Frauenfeld

16:40 – 17:20

**How to Summarize Study Results Quantitatively (Statistics) and Qualitatively (GRADE Approach)**

Pascal Probst, Frauenfeld

15:20 – 16:00

**How to Identify the Studies Most Appropriate to Answer the Research Question (Study Types and Level of Evidence)**

Pascal Probst, Frauenfeld

17:20 – 17:30

**MC Test**

Pascal Probst, Frauenfeld

**Price: CHF 70.–**

[Register now!](#)

**HIGHLIGHTS**



**«YOU ARE THE CHAMPION!»**

Race against the clock, feel the suspense build with every question and compete with your peers to prove who has the sharpest mind and the quickest reflexes.



**JOINING FORCES FOR PROGRESS**

Don't miss out on the main sessions in accordance with the congress theme!



**SCS INTERACTIVE LOUNGE**

Exchange ideas with your colleagues or meet experts in an informal setting in the SCS Interactive Lounge.



**14:00 – 17:30 Own Your EPAs II (French)**

**Business- & Medienraum 1**



Train the Trainees is a 180-minute educational session for surgical trainees, designed to introduce the principles of competency-based postgraduate surgical training as implemented in the Surgical Core Curriculum (SCC) of the Swiss College of Surgeons. The course focuses on the clinical application of Entrustable Professional Activities (EPAs) as a structured framework for workplace-based assessment and as an alternative pathway to the basic surgical examination. Participants will gain an understanding of how EPAs support competency development, feedback, and progression within daily clinical practice. The session will be held in the morning in German and in the afternoon in French.

**Price: CHF 200.–**

**16:00 – 17:30 DavosCourse at SCS – Cholecystectomy II**

**Saal Deuxième**

Tutors: Stephan Bischofberger, St. Gallen; Christian A. Nebiker, Aarau



This course covers the principles of electrocautery for haemostasis on liver tissue and for using the cautery device to perform a cholecystectomy.

The handling and dangers of electrocautery as well as tips and tricks for cholecystectomy are highlighted.

After a theoretical part on cautery, all participants will perform a cholecystectomy under the supervision of experienced instructors on a pig liver. In small groups of two participants, this course aims for optimal exposure to train cholecystectomy.



**Price: CHF 150.–**

**Register now!**

**10:30 – 12:00 OR TEAM: Joining Forces Every Day!  
– Zusammenarbeit im Operationssaal stärken**

**Clubraum 3 & 4**

Moderators: Robert Slipac, Chur; Lukas Widmer, Fribourg



We are joining forces within the OR team every day, and we are happy to invite all meeting participants to join the Swiss Society for Surgery (SGC) sessions, which we prepare for our colleagues from the operating room.



This session is in German, but the session will be translated by an AI translation app. Bring your smartphone and headphones to experience the translation.

10:30 – 10:35

**Einführung: Ziele und Ablauf OP-Team-Tag und Sitzung**

Lukas Widmer, Fribourg



10:35 – 10:45 (Discussion after presentation: 5 minute(s))

**Herausforderungen im Operationssaal – Die Perspektive der OP-Pflege**

Franziska Bähler, Sursee

10:50 – 11:00 (Discussion after presentation: 5 minute(s))

**Sicht auf das OP-Team von der anderen Seite des Vorhanges  
– Die anästhesiologische Perspektive**

José A. Aguirre, Zürich

11:05 – 11:15 (Discussion after presentation: 5 minute(s))

**Kommunikation, Lärm und Ablenkung im OP  
– Die wissenschaftliche Perspektive**

Sandra Keller, Bern

11:20 – 11:30 (Discussion after presentation: 5 minute(s))

**Resiliente Operationsteams – Wie schaffen wir das?**

Matthias Widmer, Bern

11:35 – 12:00

**Herausforderungen im OP gemeinsam meistern – Diskussionsrunde mit den Referentinnen und Referenten**

Lukas Widmer, Fribourg; Matthias-Kurt Widmer, Bern; Franziska Bähler, Sursee; José A. Aguirre, Zürich; Sandra Keller, Bern; Robert Slipac, Chur; Maral Dabestan, Zürich

**Price: CHF 30.–**

**Register now!**

**COURSE DAY**  
THURSDAY, 11 JUNE 2026

**15:30 – 17:00 OR TEAM II: Joining Forces Every Day!**

**Clubraum 3 & 4** Moderators: Daniel Emmanuel, Genève; Hugo Teixeira, Lausanne

**SGC**  
**SC**

We are joining forces within the OR team every day, and we are happy to invite all meeting participants to join the sessions, which we prepare for our colleagues from the operating room.

**SSS**

This session is in French, but the session will be translated by an AI translation app. Bring your smartphone and headphones to experience the translation.  
15:30 - 15:45 (Discussion after presentation: 5 minute(s))

**Schweizerischer Berufsverband SBV TOA**  
Dipl. Fachfrauen/Fachmänner Operationsfachkräfte HF  
Técnicos de sala operatoria diplomados ES  
Técnicos de sala operatoria diplomados SSS

**Collaboration interprofessionnelle lors de la mise en œuvre de la PIPAC en chirurgie colorectale**  
Frédéric Ris, Genève; Coralie Groperrin, Genève; Fanny Courtois, Genève

15:50 - 16:05 (Discussion after presentation: 5 minute(s))  
**Projet Teamsteps: SBAR au bloc opératoire**  
Yoann Legendre, Genève

16:20 - 16:35 (Discussion after presentation: 5 minute(s))  
**Serious Games : Mission stop infection : le défis du bloc!**  
Anne Sophie Hans, Genève

16:40 - 16:55 (Discussion after presentation: 5 minute(s))  
**Antiseptie post-incisionnelle de la littérature à la pratique**  
Daniel Emmanuel, Genève

**Price: CHF 30.–**

**COURSE DAY**  
FRIDAY, 12 JUNE 2026

**13:30 – 15:00 Radiation Protection in Surgery**

**Probesaal 2 & 3** Tutors: Reto Treier, Bern ; Yvonne Käser, Uetikon am See ; Hein Schulte, Baden

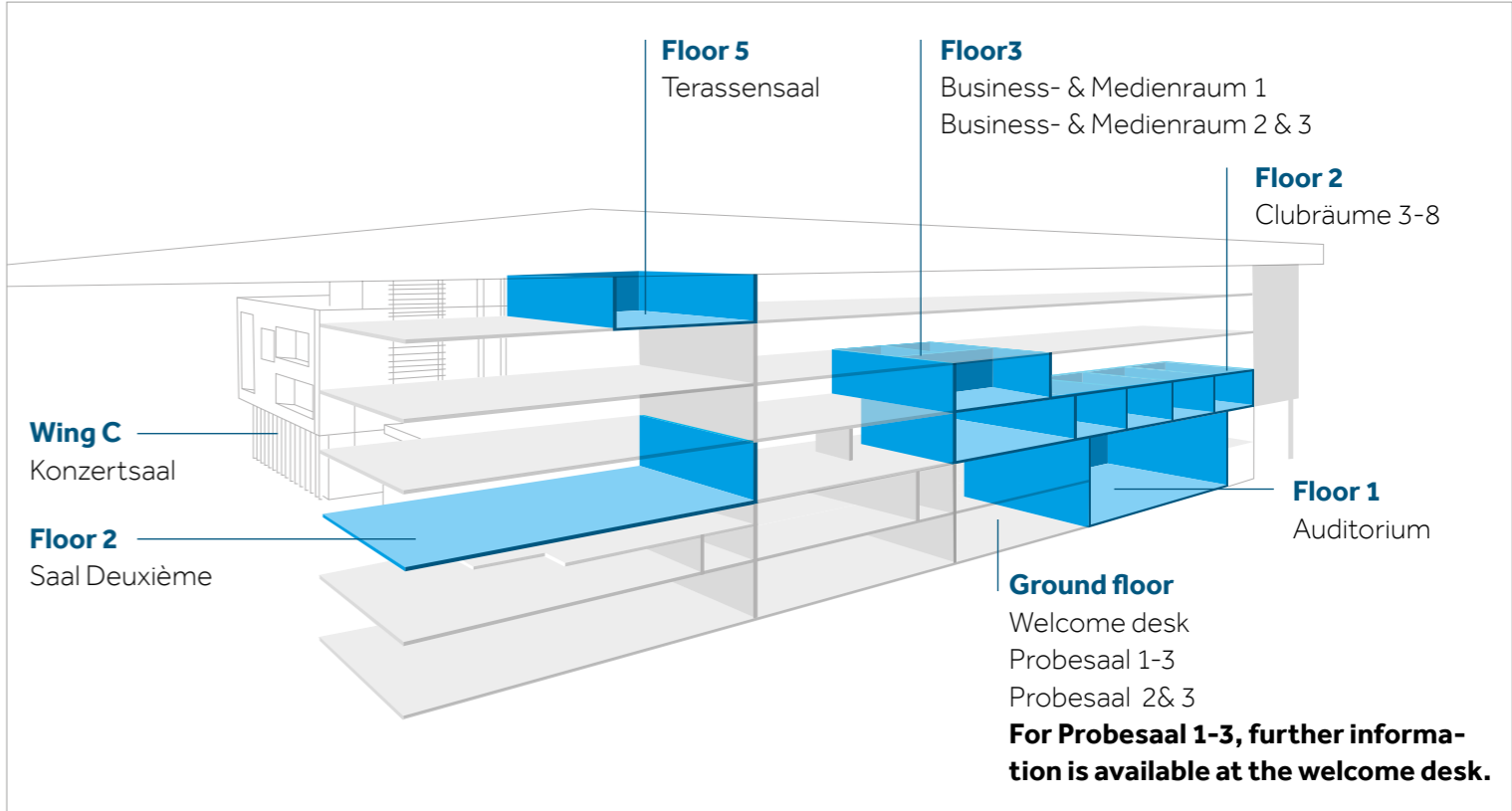
**SSS**

Practical application today is so diverse that one should not generalise when giving instructions. Of course, there are clearly defined basic rules, especially for organisation. However, the practical working techniques of the various medical disciplines should always be taken into account. Radiation protection can and must be partly subject-, application- or even person-related.

**Price: CHF 50.–**

**Register now!**

**OVERVIEW KKL LUZERN**



**SCIENTIFIC AND SOCIAL PROGRAMME**  
WEDNESDAY, 10 JUNE 2026

**WELCOME RECEPTION & «YOU ARE THE CHAMPION!»**

The SCS – SWISS COLLEGE OF SURGEONS ANNUAL MEETING 2026 will be officially opened with the Welcome Reception on Wednesday, 10 June 2026.

Following the Welcome Reception, we are pleased to ring in the congress after the session, «You Are the Champion!».

**LOCATION**  
KKL Luzern

**TIME OF DAY**  
17:30 – 18:30: Welcome Reception  
18:30 – 20:00: «You Are the Champion!»

**COSTS**  
Participation in the Welcome Reception is included in the congress fee.

Ready to put your knowledge to the test in a thrilling session? The session, «You Are the Champion!», will be the opening session of this year's Annual Meeting. Join us for an interactive, high-energy quiz showdown where young colleagues present a series of challenging, entertaining multiple-choice questions. But beware: this isn't just about knowing the right answer for medical questions – your general knowledge is also put to the test, and it's about knowing it fast.

All participants are highly encouraged to arrive in Luzern on Wednesday and participate in one of the many highlights of the congress.

**REGISTRATION**  
To attend the Welcome Reception, please register through the congress registration.

[Register now!](#)



**PARTICIPANTS AT THE CONGRESS**

The SCS Annual Meeting is intended for the following groups of professionals:

- Swiss Surgeons
- Operating Room Staff
- Physician Assistants

For the second time, the SCS is happy to announce that a guest faculty will be present at the SCS ANNUAL MEETING 2026. The SCS welcomes all members of Swiss Society of Urology (SWISS UROLOGY) .



**BASE ORGANISATIONS**

-  **SGC/SSC**  
[www.sgc-ssc.ch](http://www.sgc-ssc.ch)
-  **SGG/SSCV**  
[www.swissvasc.ch](http://www.swissvasc.ch)
-  **SGT/SSCT**  
[www.thoraxchirurgie.ch](http://www.thoraxchirurgie.ch)
-  **SGH/SSCM**  
[www.swisshandsurgery.ch](http://www.swisshandsurgery.ch)
-  **SGKC/SSCP**  
[www.sgkc-sscp.ch](http://www.sgkc-sscp.ch)
-  **SGVC/SSCV**  
[www.viszeralchirurgie.ch](http://www.viszeralchirurgie.ch)

 **SPS**  
[www.plasticsurgery.ch](http://www.plasticsurgery.ch)

**SOCIAL PROGRAMME**  
THURSDAY, 11 JUNE 2026

**SCS RUN**

On Thursday, 11 June 2026, we will meet at 06:30 at the main entrance of the KKL Luzern for the SCS RUN. We will start the day together with a light run. All levels of runners are welcome.

**TRAINER**  
Lorenz Ineichen  
Fabian Moser

**DISTANCE**  
Approximately 6.0 km

**DATE AND TIME**  
Thursday, 11 June 2026, 06:30

**COSTS**  
Participation in the run is free of charge.

**REGISTRATION**  
To participate in the SCS Run, please register through the congress registration.

[Register now!](#)



## SCS – SURGEONS' NIGHT 2026

# PENTHOUSE ROOF TOP BAR

**11 JUNE 2026 | HOTEL ASTORIA LUZERN**  
**19:00 – 03:00**

We are pleased to invite you to the **SCS Surgeons' Night 2026 in Luzern**. The event will take place at the Penthouse Roof Top Bar at Hotel Astoria, overlooking the city and the surrounding region.

### Location

Penthouse Roof Top Bar  
Hotel Astoria Luzern  
Pilatusstrasse 29  
6002 Luzern  
Switzerland

### Date

Thursday, 11 June 2026

### Cost

CHF 140.– per person

### Registration

Please register for the Surgeons' Night through the main congress registration.

### Time

#### 19:00

Doors open at the Penthouse Roof Top Bar. The venue offers a clear view over Luzern and provides a relaxed setting for initial conversations.

#### 20:00

Awards Ceremony honouring this year's recipients.

#### 20:30

Flying and Buffet Dinner: «From Milano to Bangkok» Highlights from Ristorante La Cucina and the Royal Thai Garden Restaurant (Awarded 14 points by Gault Millau).

The evening continues with a DJ and party.

## GENERAL INFORMATION

### DATE

10 – 12 June 2026

### VENUE

KKL Luzern  
Europaplatz 1  
6002 Luzern  
Switzerland

### CONGRESS FEES

	until 07 April 2026	from 08 April 2026	from 28 April 2026
Members	CHF 220.–	CHF 280.–	CHF 380.–
Non-members	CHF 390.–	CHF 460.–	CHF 540.–
Assistants	CHF 100.–	CHF 140.–	CHF 180.–
Junior Members and Medical students	CHF 40.–	CHF 40.–	CHF 40.–
Senior-Members	free of charge	free of charge	free of charge

### PRESENTING LANGUAGE

English (There will be no simultaneous translation.)

### LANGUAGES OF THE PRESENTATION SLIDES

The slides must be written in English.

### HOTEL BOOKINGS

Book your hotel room online. We recommend that you reserve your hotel room in advance.

[» Hotel reservation](#)

### HOW TO ARRIVE

Please refer to the information available on the KKL Luzern website.

[» KKL Luzern](#)

### SCIENTIFIC BOARD

Committee of the base organisations

### CERTIFICATION AND CREDITS

The application for credits for the SCS Annual Meeting will be submitted in the spring of 2026. As soon as we have more information, we will publish it immediately.

### CANCELLATION

For cancellations up to and including 7 April 2026, a cancellation fee of CHF 50.– will be charged. In case of cancellations after 8 April 2026, as well as absences without prior cancellation, the congress fee will not be refunded and remains owed.

### ADMINISTRATIVE ORGANISATION

#### Management:

Lorenz Ineichen, M.A. HSG  
Svenja Kahlert  
Fabian Moser, MSc. ETH

#### Sponsoring:

Patrick Brand  
Medworld AG, Sennweidstrasse 46, 6312 Steinhausen  
Phone: +41 41 748 23 00, E-mail: info@scs-congress.ch  
www.medworld.ch

#### Registration:

Amanda Grobotek  
Medworld AG, Sennweidstrasse 46, 6312 Steinhausen  
Phone: +41 41 748 23 00, E-mail: info@scs-congress.ch  
www.medworld.ch

[Register Now!](#)



FROM  
CONVENTION...

**LUZERN**   
**LUZERN**



...TO  
RELAXATION

Lucerne-Lake Lucerne Region  
Where Sustainability and Business Tourism Converge.

**LUZERN**   
**LUZERN**  
THE CITY. THE LAKE. THE MOUNTAINS.

## THANK YOU TO OUR SPONSORS AND EXHIBITORS

### MAIN SPONSORS

**Medtronic**

Medtronic (Schweiz) AG, Bern

**Johnson & Johnson  
MedTech**

Johnson and Johnson, Zug

### SPONSORS

**B. Braun Medical AG**, Sempach  
**Corza Medical GmbH**, Düsseldorf  
**Hirslanden**, Glattbrugg  
**praxisstellen.ch GmbH**, Pfäffikon SZ  
**Suva**, Luzern

### EXHIBITORS

**Aklin AG**, Reinach BL  
**Applied Medical Distribution Europe BV**, Steinhausen  
**Arthrex Swiss AG**, Belp-Bern  
**B. Braun Medical AG**, Sempach  
**BD Becton Dickinson AG**, Allschwil  
**Biolitec Schweiz GmbH**, Wollerau  
**Boston Scientific**, Solothurn  
**Burkart Medizintechnik AG**, Beromünster  
**Corza Medical GmbH**, Düsseldorf  
**DACH Medical Group GmbH**, Schindellegi  
**DCi - Dental Consulting GmbH**, Kiel  
**Distalmotion SA**, Epalinges  
**Dräger Schweiz AG**, Liebefeld  
**Duomed Swiss AG**, Schenkön  
**Duxomed SA**, Morges  
**Erbe Swiss AG**, Oberrohringen  
**Europrisme Medical Suisse**, Genève  
**FEHLING INSTRUMENTS GmbH & Co. KG**, Karlstein  
**FUJIFILM Healthcare Europe Holding AG**, Steinhausen  
**Fumedica AG**, Muri  
**Health Solutions & Support**, Hochdorf  
**Hofmann Medical**, Klingnau  
**Hplus Bildung AG**, Aarau  
**idConsulting GmbH**, Wollerau  
**inomed Medizintechnik AG**, St. Gallen  
**Intuitive Surgical Sàrl**, Aubonne  
**Johnson & Johnson AG**, Zug  
**KARL STORZ Endoskope Schweiz AG**, Reinach BL  
**Laubscher & Co. AG**, Hölstein  
**Lexington Medical Schweiz AG**, Wilen b. Wollerau  
**Marquardt Suisse AG**, Emmen  
**MediBridge Sàrl**, Chavannes Le Veyron  
**medicalsol ag**, Wohlen  
**Meditrend SA**, Grancia  
**Medtronic (Schweiz) AG**, Bern  
**MICRO-MEDICAL Instrumente GmbH**, Buchs (SG)  
**Olympus Schweiz AG**, Wallisellen  
**OPED AG**, Steinhausen  
**Optec AG**, Wetzikon  
**plus medica ag**, Hettlingen  
**REY Médical SA**, Plan-les-Ouates  
**Scanatron AG**, Affoltern am Albis  
**Smith & Nephew Schweiz AG**, Zug  
**Solventum**, Rüslikon  
**Stryker Osteonics AG**, Biberist  
**W. L. Gore & Associates (Switzerland) GmbH**, Zug